

Harvest the Sunshine

JA SOLAR

460W



JAM54D40 LB Black Frame n-type Double Glass Bifacial Modules

Premium Cells

n-
Bycium+
16BB

MBB Half-Cell
Technology

26%

Up To

Cell Conversion
Efficiency

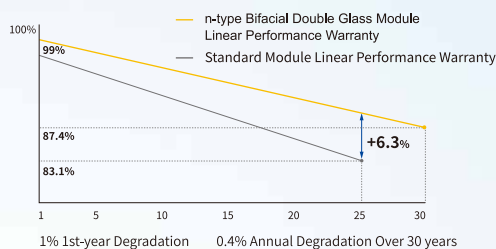
Premium Modules

⚡ Higher power
generation better LCOE

LID n-type with very
Lower LID

°C Better Temperature
Coefficient

☁ Better low irradiance
response



25 25-year product
warranty

30 30-year linear power
output warranty

Comprehensive Certificates

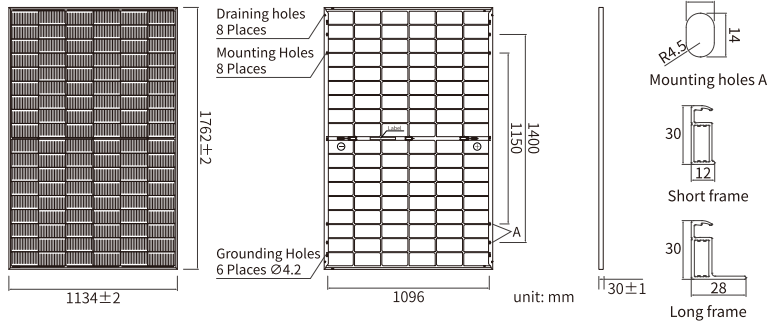
- IEC 61215, IEC 61730, UL 61215, UL 61730
- ISO 9001: 2015 Quality management systems
- ISO 14001: 2015 Environmental management systems
- ISO 45001: 2018 Occupational health and safety management systems
- IEC 62941: 2019 Terrestrial photovoltaic (PV) modules - Quality system for PV module manufacturing



DEEP BLUE 4.0 Pro

JAM54D40 LB

n-type Double Glass Bifacial Modules



MECHANICAL PARAMETERS

Cell	Mono
Weight	24.8kg
Dimensions	1762±2mm × 1134±2mm × 30±1mm
Cable Cross Section Size	4mm ² (IEC), 12 AWG(UL)
No. of cells	108(6×18)
Junction Box	IP68, 3diodes
Connector	QC 4.10-351/ MC4-EVO2A
Cable Length (Including Connector)	Portrait: 300mm(+)/400mm(-) Landscape: 1200mm(+)/1200mm(-)
Front Glass/Back Glass	2.0mm/2.0mm
Packaging Configuration	36pcs/Pallet, 936pcs/40HQ Container

Remark: customized frame color and cable length available upon request

ELECTRICAL PARAMETERS AT STC

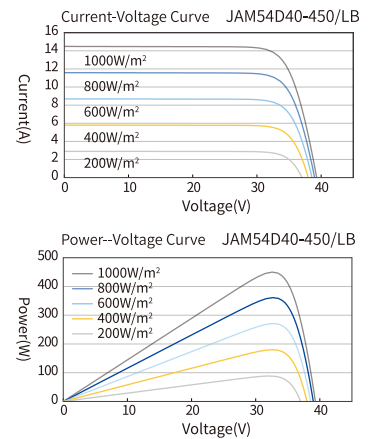
TYPE	JAM54D40	JAM54D40	JAM54D40	JAM54D40	JAM54D40	JAM54D40
	-435/LB	-440/LB	-445/LB	-450/LB	-455/LB	-460/LB
Rated Maximum Power(Pmax) [W]	435	440	445	450	455	460
Open Circuit Voltage (Voc) [V]	38.70	38.90	39.10	39.30	39.50	39.70
Maximum Power Voltage(Vmp) [V]	32.29	32.47	32.65	32.82	33.00	33.17
Short Circuit Current(Isc) [A]	14.23	14.31	14.40	14.48	14.56	14.64
Maximum Power Current(Imp) [A]	13.47	13.55	13.63	13.71	13.79	13.87
Module Efficiency [%]	21.8	22.0	22.3	22.5	22.8	23.0
Power Tolerance	0~+3%					
Temperature Coefficient of Isc(α _{Isc})	+0.045%/°C					
Temperature Coefficient of Voc (β _{Voc})	-0.250%/°C					
Temperature Coefficient of Pmax(γ _{Pmp})	-0.290%/°C					
STC	Irradiance 1000W/m ² , cell temperature 25°C, AM1.5G					

Remark: Electrical data in this catalog do not refer to a single module and they are not part of the offer. They only serve for comparison among different module types.

ELECTRICAL CHARACTERISTICS WITH 10% SOLAR IRRADIATION RATIO

TYPE	JAM54D40	JAM54D40	JAM54D40	JAM54D40	JAM54D40	JAM54D40
	-435/LB	-440/LB	-445/LB	-450/LB	-455/LB	-460/LB
Rated Max Power(Pmax) [W]	470	475	481	486	491	497
Open Circuit Voltage(Voc) [V]	38.70	38.90	39.10	39.30	39.50	39.70
Max Power Voltage(Vmp) [V]	32.29	32.47	32.65	32.82	32.99	33.17
Short Circuit Current(Isc) [A]	15.36	15.46	15.55	15.64	15.73	15.81
Max Power Current(Imp) [A]	14.55	14.63	14.72	14.81	14.89	14.98
Irradiation Ratio (rear/front)	10%					

CHARACTERISTICS



OPERATING CONDITIONS

Maximum System Voltage	1500V DC
Operating Temperature	-40°C~+85°C
Maximum Series Fuse Rating	30A
Maximum Static Load, Front	5400Pa(112 lb/ft ²)
Maximum Static Load, Back	2400Pa(50 lb/ft ²)
NOCT	45±2°C
Bifaciality	80%±5%
Safety Class	Class II
Fire Performance	UL Type 29/Class C